

Nang Rong Projects 2000 CEP-CPC Survey

Household Survey Field Manual

Overview and Key Concepts Question-by-Question Specifications

Carolina Population Center
University of North Carolina
CB# 8120, University Square
Chapel Hill, NC 27516-3997

and

Institute for Population and Social Research
Mahidol University of Salaya
Phutthamonthon, Nakhon Pathom 73170, Thailand

I. INTRODUCTION

The CEP-CPC project's research purpose is to study the effect of rapid social and environmental change upon the lives of people living in Nang Rong, Thailand, as well as those who have migrated from Nang Rong. The data will provide a detailed account of villagers' lives between 1984 and 2000. Important aspects of the research are to understand migration processes, fertility and contraceptive behavior, and life course choices within the context of rapid social and economic change. Other important aspects are to examine a variety of social networks and analyze their effect on individuals. Finally, data are also designed to be integrated with geographic and environmental data to analyze the relationship between population and the environment.

- **Complete Household Census of the Original Study Villages in Nang Rong**

The first goal of the project will be to conduct a household census of every household in the 51 Nang Rong 1984 study villages. The information collected during the census not only provides basic demographic data but also information about individual migration experiences (both temporary and permanent), life history events, sibling relationships, and household characteristics. The household census also includes data about household socio-economic status and labor exchange networks.

- **Match Individuals found in 1984 and/or 1994 Households to Individuals found in 2000**

The next goal of the project is to accurately match individuals between 1984 and/or 1994 and 2000. This ability to match individuals is one of the most essential aspects of the CEP-CPC project. Successful matches across time will yield a longitudinal data set which can provide a valuable basis for understanding many different social phenomena during a period of very rapid social change.

In order to successfully match individuals across time, the 2000 household interview will have a pre-printed roster of all individuals listed as a member of the 1984 and/or 1994 household. For 1994 households, there will be a 1994 status code (with the following categories: 0=dead; 1=still living in this house; 2=moved to another house in this village; 3=moved out of this village). For 1984 households not found in 1994 ("1984-1994 lost households"), there will not be a 1994 status code. The 1984 and/or 1994 individual and household identifiers will also be pre-printed into the questionnaire. There will be space on the left side of each roster for the 2000 individual identifier which provides a direct link to individuals across time. Information on each individual will be updated as he/she is located in his/her respective village.

- **The Importance of Names.**

Names will play an important role in the 2000 data collection. They will be used to help backstop the linking that will take place using ID codes. They will, in some cases, be the only way we can link certain pieces of information. Thus it will be crucial at every stage to check the accuracy of the names that are being recorded and that have been recorded in previous rounds of data collection. It will be important to check the spelling of the first and last name. Perhaps while recording the name, the interviewer might spell it out loud to make it easy for the

respondent or informant to correct as necessary. The interviewer should also inquire if the person has a nick name that is commonly used by family members or others in the village. If yes that should also be recorded. If it is a married woman, the interviewer should also obtain her maiden name, or inquire if she ever uses her maiden name. If a name has been spelled incorrectly on a form from an earlier round of data collection, the interviewer should note the correction, but do not erase the information on the earlier form.

- **Following-up Migrants in Four Destinations**

The third component of the CEP-CPC project will be to follow people who have migrated from the study's Nang Rong villages to four destination points in Thailand: Bangkok, Eastern Seaboard, Korat (regional capital) and Buriram (provincial capital). The CEP-CPC project is unique in the size and scope of the effort to follow migrants. These data will provide very important insights on migration processes.

The success of this migration research will really depend on the ability of the interviewers to get accurate and detailed information about the phone numbers and location of each household member who has left the household for 2 or more months. For each migrant, interviewers will also be required to get the names, phone numbers and addresses of close friends or relatives who live in the village and who live in the destination place. These relatives and close friends may be asked to help locate migrants if there is any difficulty when we try to find migrants. In addition, during the migrant interview, migrants will be shown a list of migrants from their village and will be asked if they know where these other migrants live and work. This additional information will be used to locate the migrants who are the most difficult to find.

- **Individual, Household and Village Identifiers**

In order for the CEP-CPC project to be a success, interviewers will have to consistently use three different types of identifiers during all interviews. Each set of identifiers represents a different level of observation and detail. These identifiers are for individuals, households and villages. The three identifiers provide the key to the most important mechanism for matching and linking people, households, and villages. The three different sets of identifiers include:

1. **CEP00 codes** - These are individual level identifiers found on the household roster. The CEP00 code is a two digit sequence number assigned by the interviewer as the household roster is being updated during the interview.
2. **Household ID** - A list containing each distinct household within a village will be compiled for each of the study villages. This list is compiled during the community survey which takes place before the household interviews begin. Each household will receive a unique identifier within its respective village which will be assigned by an interviewer as the village list is being compiled.
3. **Village ID** - A unique number is assigned to each village that exists now (2000) within the boundaries of the 1984 Nang Rong District. For the project objectives, Nang Rong District includes Nang Rong, Chamni, Chalaerm Pakhiet, and Non Suwan districts (which in 1984 were all part of Nang Rong district - see Figure 1). The village lists will be divided by district and subdistrict so that confusion over duplicate village names can be clarified by asking about

location within a subdistrict or district. The list of village IDs will be the same for all interviewers during all interviews.

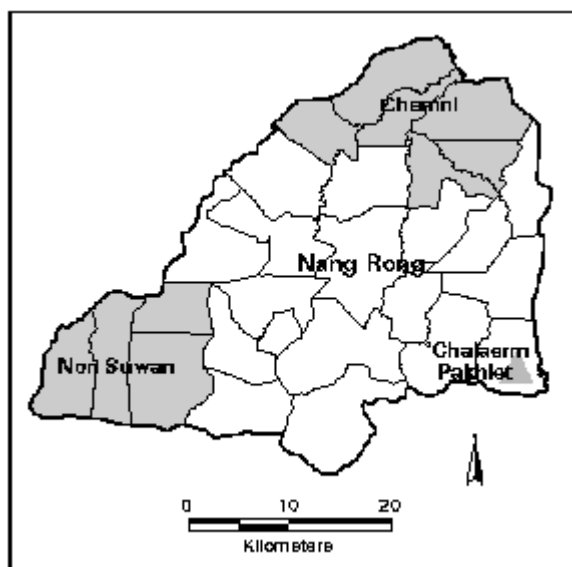


Figure 1. 1984 Nang Rong District Boundary

Often a village will split into smaller villages over time (see Figure 2). The community questionnaire will be administered to all of the 2000 villages. However, for some questions in the household questionnaire, we are interested in the 1984 boundaries for study villages. So, using Figure 2 below, if a 1984 study village has split into 3 villages by the year 2000, we would have community questionnaires for each of the 3 villages in 2000, but in the household questionnaires we would be referring to the three villages as a single entity.

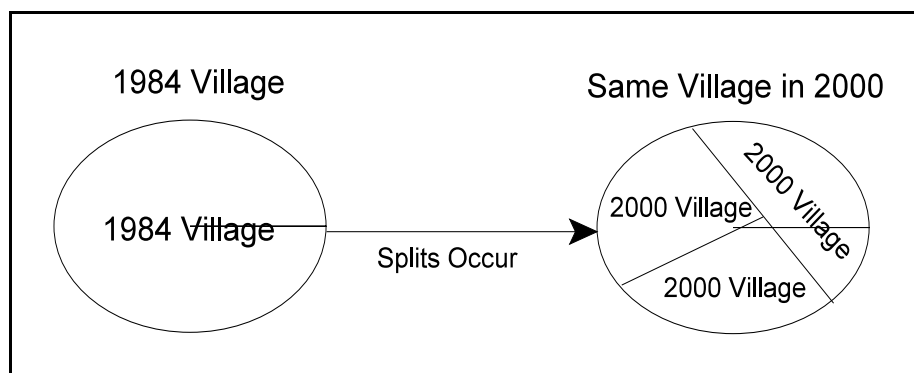


Figure 2. Split Villages

- **Other Place Codes**

There are other place codes that will be used throughout the household questionnaire for network questions. These place codes will be the same for all interviewers during all interviews.

1. **District ID** - A unique number is assigned to each district.
2. **Province ID** - A unique number is assigned to each province in Thailand.
3. **Country ID** - A unique number is assigned to countries.

- **Social and Kinship Networks**

The CEP-CPC Project also undertakes a difficult, but very innovative, task to identify both social and kinship networks among the residents, households, and villages of Nang Rong. These networks include individual, household, and village ties to other individuals, households, villages, and provinces. These ties are measured directly through kinship, labor exchanges, and agricultural equipment exchanges. Other ties are measured indirectly through the shared use of resources such as rice mills in the village or the location of where household members were born.

In order to identify these networks, interviewers must consistently refer to the following five lists during the interviews:

1. A numbered list of all households in the village (including household ids and head of household name).

When a single 1984 village has split into two or more 2000 villages, the numbered lists for each of the 2000 villages should be used. See discussion of "This Village" below.

2. A list of all villages in Nang Rong, Chamni, Chalaerm Pakhiet, and Non Suwan (including the village name and ID).
3. A list of districts (including district name and ID).
4. A list of all provinces in Thailand (including province name and ID).
5. A list of countries (including country name and ID).

Successfully identifying networks depends on all interviewers using the same procedures across all interviews and households when referring to these lists and recording the codes during the interview.

Social networks raises the issue of exactly what constitutes a village. This is discussed below.

- **“This Village”**

The study started with 51 villages in 1984. By 1994, some of these original villages had split into 2, 3, or 4 new villages. As a result, in 1994 there were 76 villages. We anticipate that additional splits will have occurred between 1994 and 2000. For the sake of discussion, lets imagine that the 76 villages become 97 villages by 2000.

1984	51 villages
1994	76 villages
2000	92 villages

For the various social network questions, such as 1.8 (does this person still live in this village) and 6.84 (help with the rice harvest), the relevant “village” should be the collection of 2000 villages that descended from the 51 villages in 1984.

Until the team doing the community questionnaires is finished, we will not know how many villages there are in 2000. In each of the year 2000 villages, the community/spatial team will inquire about splits since 1994. For each village that exists in 2000, the spatial team will prepare a list of all the households (Form H). The spatial team will also determine which group of 2000 villages descended from each of the original 51 villages in 1984. Thus for each of the original 51 villages in 1984, the spatial team will have determined the number of villages in 2000 that can be uniquely traced back to that 1984 village. Each of those villages will have collected a list of households on Form H. Interviewers in any given village will need to have a copy of Form H for each of the villages that descended from the 1984 village. An example will help.

Lets imagine that in 1984, one of our villages was named Nong Yang. By 1994, Nong Yang had split into Wang Rak and Nong Yang. Further, by 2000, Nong Yang had split again into Nong Mamaa and Nong Yang, and that Wang Rak had not split again. Thus in 2000 there would be three villages (Nong Yang, Wang Rak and Nong Mamaa) that had descended from the original Nong Yang 1984 village. The household interviewers will conduct interviews in all three villages (Nong Yang, Wang Rak and Nong Mamaa). When they are in any of the three villages, they should have Form H's for all three. Further, the social network questions refer to all three (Nong Yang, Wang Rak and Nong Mamaa) villages.

The interviewers will have to make it clear to the respondents that when they say “this village” they mean all the villages that descended from the original 1984 village. In this case, when they get to question 1.8, they might say: “Does this person (name) still live in this village. By this village I mean Nong Yang, Wang Rak and Nong Mamaa.” This point about “this village” meaning all of the villages that descended from the original 1984 village is to apply throughout the old and new household questionnaires.

I. Contextual Data

Community data is collected from all of the villages in Nang Rong. This information is important for providing data about the social and physical context for the individual behaviors to be studied. There were 310 administratively distinct villages in Nang Rong district in 1994. For each of the Nang Rong study villages, the community profile should be collected by the GPS team responsible for that village. These community interviews will serve as an introduction to the community for the research team and the villagers. They will also provide a key item for the household interviews - the household list for all household ids.

J. Land Use

The CEP-CPC Project undertakes another difficult, but very innovative, task to identify households and link them to the parcels of land they use/own, obtain a 3-year crop history on these parcels of land, and identify the current users/owners of neighboring parcels of land.

K. Levels of Observation and Informant-Based Data Collection

There are three levels of data for the CEP-CPC project. These levels of observation are at the community, household, and individual levels. At each level of observation, interviewers will collect information about social networks, migration, and socio-economic characteristics.

It is important to realize that at all levels of observation the data may be gathered from informants. The quality of the data collection will depend on the ability of the interviewer to locate the best possible informants for each level of observation. For example, during the household census, interviewers will find at least one person (and preferably more than one person) from each household to provide information about all of the other household members and the household characteristics. During the community interview, a group of village informants (including the village headman, the headman's helpers and whomever else) will provide the information about village characteristics.

II. IMPORTANT DEFINITIONS AND LISTS

• Village Households

There are four different types of households to be accounted for in our study villages, that is the villages that descended from the original 51 study villages in 1984.

1. **1994 households** are those households that existed in the village in 1994, who have at least one member still living in the village in 2000. These households will complete the old household questionnaire.
2. **1984-1994 lost households** are those households that existed in the village in 1984, and no members were found in 1994, but at least one member now lives in the village in 2000. These households will complete the old household questionnaire.

3. **2000 lost households** are those households that existed in the village in 1984 and/or 1994, who have no members still living in the village in 2000. Form HM will be completed for these households.
4. **New households** are those households that were formed after 1994. These households will complete the new household questionnaire.

Together, the 1994 households and the 1984-1994 lost households will be referred to as **old households**. The interviewers will use the village's household list (Form H, which has the household head's name and the household's id), to identify all old households. After an old household is interviewed the corresponding 2000 household on the village's household list will be checked off. After all of the old households are accounted for and Form HM has been completed for all of the 2000 lost households, then the remaining households on the village's household list will be classified as new households.

1. 1994 Household

There should be one and only one 2000 household corresponding to each 1994 household. In the 6 years since the 1994 data collection, the 1994 household will have changed in numerous ways. If the 1994 household split into two or more households, then one and only one will be designated as the 1994 household. The others will be designated as a new household and will be administered the new household questionnaire. In order to identify the current household which corresponds with the 1994 household, we will proceed from the senior to the more junior generations, and from females to males, using the household roster from the 1994 round of data collection. Household refers to a group of people, not to the house. This group of people should be sharing the same eating and sleeping place.

For example: A 1994 household has a married couple in their 60s, one married daughter, one unmarried son, one unmarried daughter, and three grandchildren. During the 2000 data collection, the interviewer first searches for the household that contains the senior married woman (by now in her 70s); if she is dead or has moved out of the village, then find the household that contains her 1994 husband; if he is dead or has moved out of the village, then find the household that contains the oldest daughter of this couple that was in the household in 1994; if she is dead or has moved out of the village, then continue with the next oldest daughter, and so forth; if need be, then start with the oldest son, and continue to the youngest son; if need be, go to the in-laws, cousins, and then the grandchildren. If there was an unrelated person in the household in 1994, such as a servant, this unrelated person should be the last person to define a link between the 1994 household and the current household.

2. 1984-1994 Lost Household

1984-1994 lost households are households that were interviewed in 1984 but not in 1994. The entire household might have been away visiting in some other village in 1994. Or they might have been temporarily working in Bangkok. Or they might have permanently moved to Korat. Whatever the reason, they were not interviewed in 1994. These lost households are in the pool of households we want to interview in 2000. If any members of these households are in the study villages in 2000, they are to be interviewed. If the 1984 household members are all in

one household in 2000, that is the “old household.” If the 1984 household members are in more than one household in 2000, then to determine which is the “old household” follow the rules laid out above for 1994 households.

3. 2000 Lost Household

Should no members of the 1984 or 1994 household still be in the village, then use key informants to determine which of the original members are still alive, if they have phone numbers and where they are living. Phone numbers and their location information should be as detailed as possible so that we can trace them; they will be part of our migrant sample. Informant's information as to the household's phone number and whereabouts should be collected and recorded on Form HM.

4. New Household

New households are those households that were formed after 1994. Household refers to a group of people, not to the house. This group of people should be sharing the same eating and sleeping place. These households are any households left over after the old households have been interviewed and the 2000 lost households have been accounted for in a village.

- **The Combined Household**

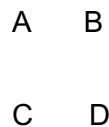
A situation that arose in 1994 was when one old household combined with part or all of another old household. In this case, two Form 1's were completed and one set of Forms 2-6 were completed as well. The first Form 1 would be for one old household (A) and Form 2 would include the members from the other old household (B) (listed as new members). Then the second Form 1 was filled out for the other old household (B) and members were coded 2 or 3 on Question 1.1. The two questionnaire booklets, containing two completed Form 1's and one set of completed Forms 2-6, were stapled together. We will follow the same procedure this time.

- **Social Network**

A social network is defined as a group of connections between two or more people based on any variety of relationships. The network connections we will measure are based on kinship, labor exchanges, using the same rice mill, sharing agricultural equipment and temples. These networks mirror the way ideas or information flows between people, across households, and between villages. A typical social network is a kinship network, which are connections or ties based on relationships of blood or marriage. Other types of social networks are more loosely defined.

For example: household "A" might send some of their members to help household "B" harvest rice. When household "B" is finished harvesting rice then household "A" may need help harvesting rice and some members from household "B" may go to help. Household "A" may also send members to harvest rice with household "C." But, household "B" may not send their members to help household "C" with rice harvesting. Finally, household "D" may not use any labor from any other household. (See Figure 2).

Figure 2: A Diagram of a Rice Harvest Network



In this example, household "A" has a direct connection with both household "B" and household "C" through rice harvesting. Household "B" only has a direct connection to household "A" and an indirect connection with household "C" (through household "A"). And, household "D" has no labor exchange connections to any household through rice harvesting. The ways each of these households are connected to one another through labor exchanges are different. These kinds of differences may be important for understanding individual behavior. For example, household "C" may have one member who is a migrant in Bangkok. Because household "A" has a direct connection to household "C," they may have more information about the migrant's experience than someone from household "B" or household "D." This difference in access to information may affect the likelihood of migration to Bangkok. Similarly, household "D" may not know anything about the migrant from household "C" and will not have as much information about migration.

Importantly, this research effort will be able to compare the importance and influence of different kinds of networks upon individual behavior. For example, a kinship network may be more important than a labor exchange network in influencing migration behavior. Or, a labor exchange network may have more influence upon contraceptive choice than a kinship network. These are the types of hypotheses that this research will be able to test. The CEP-CPC project is unusual in terms of its ability to conduct these kinds of analyses.

The network in the above example of harvesting rice will be built from the individual household questionnaires within a village. No single questionnaire will contain all the network information. Rather, after the data has been entered in the computer, we will link across households, and sometimes villages, to establish the social networks. This is why it is absolutely critical that the first and last names, household ID, and village ID be recorded accurately and checked during the course of the interview.

D. Lists Required for Fieldwork

At numerous places in the questionnaires, interviewers will be asked to provide a code for an individual CEP, a household ID, a village ID, a district ID, a province ID or a country ID. These lists are found in six different places.

- The individual CEP refers to the column labeled CEP on every household roster; each person on the household roster has their own unique CEP.
- The household ID refers to a unique list of households in the village on Form H. The name of the household head and assigned household ID are recorded on this list.

- The village ID refers to a unique list of village names in Nang Rong, Chamni, Chalaerm Pakhiet, and Non Suwan where each village has its own unique number. The list is organized by subdistrict. The list has to be organized by subdistrict because some villages have the same name.
- The district ID refers to a unique list of districts. The name of the district and the assigned district ID are recorded on this list.
- The province ID refers to a list of province names in Thailand with a unique code for each province.
- The country ID refers to unique list of countries where people from Nang Rong have migrated.

If, during the fieldwork, interviewers notice any omissions or inaccuracies on any of these lists, interviewers should immediately notify their supervisors. The supervisors should take appropriate corrective action.

III. GENERAL FIELD PROCEDURES

A. Number of personnel and organization

1. *IPSR Staff* - There are a number of IPSR researchers responsible for the project fieldwork both in Bangkok and Nang Rong. Their responsibilities include overall oversight of data collection and data entry, preparation of materials, training, and budgeting.
2. *Assistant Supervisors (later Supervisors)* - There were five supervisors during the field work in Nang Rong. The supervisors were responsible for overseeing the interviewers during data collection in the 92 project villages. They were also responsible for keeping a tally of all migrants and their destinations, correcting questionnaires as they were completed, and making sure linkage data was entered correctly.
3. *Interviewers* - There were about 29 interviewers. They were divided into 4 teams of 6 interviewers and 1 supervisor each and a final team of 5 interviewers and 1 supervisor. Each team was assigned a village or village bundle (see split village definition). The team would live in the village/village bundle, usually in the headman's house, until all interviews in that village had been conducted. When the interviews were concluded in a village, the team would pack up the completed questionnaires to be sent to the Project Office at CBIRD Nang Rong, and the team would move on to the next village where the procedure would be repeated.
4. *Nang Rong Office Staff* - There was a staff of 4 individuals who remained at CBIRD, Nang Rong to monitor data collection in the field and act as the liaison between the 5 interview teams, IPSR, and CPC. This group was also responsible for typing up the household lists, (Form H's), that were used by interviewer teams to conduct interviews, restocking each team with necessary supplies, transporting completed questionnaires to the CBIRD office, keeping a tally of all completed questionnaires by category (old, new, moved, combined, and duplicate) and village/village bundle, tracking and recording all migrant names', addresses' and phone numbers' to be used in the Migrant Follow-Up, and handling all associated administrative tasks such as payroll, office rental, room and board in the villages, etc.

B. Fieldwork Schedule

The community profiles for the first 92 project villages were begun in February 2000. This was Phase I of the spatial arm of the project. Part of the community profile for the 92 intensive-study villages included making a household list (Form H) which included the first, last, and common name of the head of household and household id (HHID) for every household within the administrative boundaries of that particular village. This list was then given to the household survey team where it was used to insure that every household in the village was interviewed. A final component of Spatial Phase I was recording a GPS point for each dwelling unit/household recorded on Form H. Upon completion of the community profile in the 92 intensive study villages, the remaining 254 villages in Old Nang Rong District were surveyed.

The household survey training was begun at Rachapat Institute -Buriram (RIB) on March 13th. There were 42 interviewer candidates, all of whom were recent graduates of RIB, who were trained for approximately three and a half days. There was a 24-hour break to allow the recent graduates to attend

their graduation ceremony in Bangkok. Training resumed at CBIRD on Friday with candidates breaking into teams and administering the survey to a study village. Any interviews not completed on Friday afternoon were completed on Saturday morning. The candidates were given the rest of the weekend off. These completed surveys along with other criteria observed during the classroom training were used to select the 29 interviewers. Names of the 29 finalists were posted at RIB on Monday morning. Transportation was made available on Monday afternoon to transport the interviewers back to CBIRD Nang Rong to begin fieldwork. The first task for the interviewers and supervisors was to set up bank accounts complete with an ATM card access to their accounts. Their salary was deposited directly into their accounts twice a month by the administrative staff at CBIRD. Each team was then driven to their respective village to begin interviews on Tuesday morning.

Household survey data collection was completed in June, 3 months after it started. Spatial Phase I was completed in June as well. Spatial Phase II started in July and was completed in November.

C. Priority of Informants for Household Interview

When interviewers conduct an interview at a household in the village it is important that they identify the best informant for the interview. This informant should be someone who is familiar with the lives of the majority of household members, who can answer questions about other household members even if they are not present during the interview, and who knows about the household's farming and economic characteristics. Through our pretests, we have identified a priority for selecting the best type of informant for the household census, (see Section II.A.1). Importantly, we have found that the more people present during an interview, the higher the quality of the data. So, whenever possible, interviewers should encourage participation of as many household members as possible. In addition, any information which cannot be obtained during the interview because of the informant's inability to answer the questions should be pursued with other household members at another time during the household census fieldwork. Informant selection priority is as follows, (see also Section I.A.1):

1. group interview with as many household members as possible,
2. a female household member, age 25-45 years old,
3. a male household member, age 25-45 years old,
4. whomever else is available, over 16 years old.

D. Former 1984 or 1994 Household Members Living in Different Households in the Same Village (Tracking Code 2 Individuals)

Some people who used to live in one household in 1994 (or the lost 1984-1994 households) will have moved to another household in the same village by 2000. This may be because they got married and set up a new house, or they got married and moved into their spouse's parents' house, or they were adopted into another house, or some other reason. In any case, interviewers will learn about these types of people during interviews with old households. These people should be coded "2" for question 1.1 in the old household questionnaire. When these people currently live in another old household they will be recorded as new household members in Form 2. If they currently live in a new household, they will be recorded in Form 3. The interviewer will collect information about these people in both types of households.

As a result of these inevitable movements and the field work procedures, some people will be listed twice in the village, and information about them collected twice in the village. This is intentional because it provides backup linking information and a mechanism for checking consistency of responses. In order to take advantage of this opportunity for checking consistency of responses, a tracking system will be implemented to insure that every individual coded "2" in response to question 1.1 in the old household questionnaire is found as a member of one, and only one, other household in the same village. After the completion of every old household interview, the completed schedule should be checked by the Supervisors to see if there are any individuals that are coded 2 in response to question 1.1.

Any code 2 person (a 1994 member or someone from a 1984-1994 lost household who is not living in the household in 2000 but living in the village) should be listed on the FRONT of the questionnaire by the Supervisor when the Supervisor checks the questionnaire. All questionnaires with a code 2 person listed on the front should be set aside for ORIGIN-DESTINATION linking.

An ORIGIN household is where a code 2 person lived in 1994 (or 1984 if a lost 1984-1994 household). A DESTINATION household is where that same person lives in 2000. The goal is to add information about the ORIGIN household to Forms 2 and 3 of the DESTINATION household, and to add information about the DESTINATION household to Form 1 of the ORIGIN household. The Supervisor does this.

Once an individual has been successfully linked to his or her DESTINATION household, the village, household ID, and CEP00 numbers from that DESTINATION household should be added by the Supervisor in Q 1.10, 1.11, and 1.12 to the ORIGIN household.

The village, household ID, and CEP00 numbers from the ORIGIN household should be added to Q2.10, 2.11, and 2.12 **or** Q3.10, 3.11, and 3.12 of the DESTINATION household.

When a code 2 person has been successfully linked between ORIGIN and DESTINATION households, the supervisor should circle the "Yes" response for that person under the "Found" column on the front of his/her ORIGIN household questionnaire.

Note that code 2 persons only come from Form 1. These persons can be found in Form 2 of other old households, or in Form 3 of new households.

Special Cases: Combined Households

It was decided that in the case of combined households (household 1 (HH1) and household 2 (HH2) from the same village combine between data collection efforts), the origin codes in Form 2 for HH1 (Q2.10, 2.11, and 2.12) and destination codes in Form 1 of HH2 (Q1.10, 1.11, and 1.12) would contain the same information for the members of HH2 that are living in the combined household.

IV. The 2000 Questionnaire for Following 1984 and/or 1994 Households (Old Households)

A. INTRODUCTION

The "Old Household" survey is the questionnaire for the 2000 household corresponding to a 1984 and/or 1994 household (an old household). This questionnaire contains the following:

- a household roster for 1984 and/or 1994 household members (Form 1) and for new household members (Form 2),
- a sibling network form (Form 4),
- life history calendars (Form 5), and
- a household characteristics form (Form 6).

The interviewer then reads the consent form to the respondent(s) and asks permission to conduct the interview.

Cover Page

The first page of the questionnaire is to help us keep track of the 1984 and/or 1994 households that are found in 2000. We call this "following information." The following information will be pre-printed in the questionnaire.

Before the interview begins, the interviewer records the following by observation:

1. Is the house a single or two story house?
2. Is there an open space under the house for sitting and talking?
3. Is this area under the house completely or partially enclosed?
4. What type of windows does this household have? Be sure to circle all types.

The interviewer should fill out the 2000 household information, from Form H.

Next the interviewer should record the number of attempts to interview the household. Each attempt should be recorded, the time and date of the interview, the result of the interview, the interviewer's name, and the supervisor's name.

The interviewer should record the total number of respondents present during the interview. All people present during the interview should be counted as participants, even if the person does not say anything. Their presence may promote more accurate or careful responses.

Finally, the interviewer should feel free to write any comments about the interview or difficulties encountered attempting to conduct the interview on the back of the front sheet.

Form HM (Separate Booklet) - Information if Entire Household Moved

Form HM-A was used to record information about the head of household and any other members of the household who currently live with the head of household in the new place of residence.

Form HM-B was used to record information about other household members listed on the pre-printed roster who do not currently live with the head of household at the new place of residence.

If none of the members of the household from 1984 and/or 1994 are found in the village, find out where they are located and write down as much information as is available to help locate them.

HM1. Record the 1994 and/or 1984 household head's name, identifiers (CEP codes), and ban lek ti here.

HM2. Find out any information that can be used to locate/contact the household head. The most useful information to us is the address and telephone number. Record all contact information that is provided to you. If the household head is dead, circle 0, ask no more questions about him/her, and using a new Form HM go to the next person listed on the pre-printed roster.

HM3. The interviewer should try to determine where the household has moved. For example, has the household moved to another village in Nang Rong, outside of Nang Rong district, another province, or another country?

HM4. List all people and CEP code who appear on the preprinted roster and who are known to live in this household with this person.

Be sure to collect information on how to contact or relocate the informant if necessary.

Check the pre-printed roster page. If there are members on the roster who are not already listed somewhere on the previous Form HM-B, complete a new Form HM-B for them. Repeat this procedure until every member on the roster has been accounted for.

Pre-printed Roster Page

The names of all of the 1984 and/or 1994 household members are pre-printed on Form 1. The 2-digit CEP codes will be filled in by the interviewer. The interviewer will write down the names of any new household members on Form 2. After the current household member list is complete, the interviewer can begin to ask questions from Forms 1 and 2 for each household member.

Each 2000 household questionnaire will contain a pre-printed page of information targeting a specific household. This pre-printed page will contain tracking information about members of a specific 1984 and/or 1994 household. Those members included are:

- Members of a 1984 household who are still in the household in 1994.
- Members of a 1984 household who had migrated out of the village by 1994.

- New members in the 1994 household.

Those members not included are:

- Members of a 1984 household who were living elsewhere in the village in 1994.
- Members of a 1984 household who had died by 1994.

Therefore, the interviewer must make sure that the questionnaire she has matches the household she is interviewing.

The following pre-printed information can be found on this page:

- 1984 Household Questionnaire ID (where applicable),
- 1984 House Number (where applicable),
- 1984 Village Number (where applicable),
- 1994 Household Questionnaire Identifier (where applicable),
- 1994 House Number (where applicable),
- 1994 Village Number (where applicable),
- 1984 CEP code for each individual listed on the 1984/1994 household roster,
- 1994 CEP code for each individual listed on the 1984/1994 household roster,
- First and last name of all individuals listed on the 1984/1994 household roster,
- 1994 status code of all individuals listed on the 1984/1994 household roster, and
- A blank column to record the 2000 CEP code for each individual.

Because of the confidentiality issues surrounding having to send out research participant names and their associated household identifiers (as they are used in the Nang Rong Project) to a print shop, it was decided to print generic questionnaires and attach a household roster (printed from the MS Access file containing all the 1984/1994 household names and identifiers) to the questionnaire in the field when the interviewer was ready to do that interview. All tracking information for the 1984 and/or 1994 Old Household Information section was recorded by the interviewer into the form from the information printed on the MS Access household roster before the interview was begun.

B. FORM 1 AND FORM 2

INTERVIEWER: Review the names on the pre-printed roster page and ask the informants if there are additional people living in the household. If yes, fill in these names on Form 2. Then go back to Form 1.

Form 1 Questions

CEP00 This is the 2000 identifier for household members. It is a two digit sequence number.

First and Last Name of the household member in 1994 - This information is preprinted for each individual who was found in the household in 1984/1994. Please check the spelling of each name to make sure that it is correct. Make any necessary corrections at this time. Also, ask and write down in this column any nicknames that are used by these individuals. *This information was NOT pre-printed into the questionnaire for confidentiality reasons. It was written in during the interview.*

1994 Member Status - This column contains a preprinted status code for each preprinted name on the roster. The member status is according to our records from the data in the 1994 interview. The interviewer should not change what is printed, nor should they argue with a villagers over the whereabouts of a household member at that time. *This information was NOT pre-printed into the questionnaire. It was written in by the interviewer at the time of the interview. The information was taken from the MS Access roster.*

If there are code '0' (people who were dead in 1994), do not ask any questions about this individual in Form 1.

If this is a 1984 household that was not found in 1994, this column will be blank.

This information is taken from Q1.1 in the 1994 interview.

1.1 Member Status - This question gives information about the location of individuals for the 2000 survey. It identifies whether a household member is:

- (0) dead
- (1) still living in the household **or gone for less than two months,**
- (2) not living in this household but living in this village, or
- (3) not living in this household for 2 or more months and not living in this village

Please do not record an answer to this question until responses to Q1.4 through Q1.8 have been recorded.

If a household member is dead (code 0), do not ask any more questions about this individual.

1.2 Date of Birth - Record the day, month, and year that this person was born. If unknown, record 00/00/00.

1.3 What is this person's age? - Record this person's current age. For any household member coded 1 on Question 1.1 and aged 18-41, circle their age. This will provide a clear visual indicator of those household members who should be asked Form 4 (siblings) and Form 5 (life history).

1.4 Sex - Record whether the individual is,

- (1) male or
- (2) female.

1.5 Usually Stay Here - Does this individual usually stay here?

- (1) Yes or
- (2) No.

If (2) No, then go to question 1.7.

1.6 Slept Here Last Night - Did this individual sleep in this household last night? Answers include:

- (1) Yes or
- (2) No.

There were special cases where a household member did not sleep in the household last night but was still considered as usually staying in the household. For instance, if an individual slept in the fields during rice planting/harvesting he/she was considered to be usually staying in the household.

If (1) yes, **CODE Q1.1 AS 1** and then go to Q1.13.

1.7 How Long Since Stayed Here? - How long has it been since this person stayed in this house? Record the number of days, months, or years (be sure to write down whether the number represents days, months, or years). If this person has been gone less than 2 months **CODE Q1.1 AS 1**.

1.8 Does this person still live in this village? - In the context of this question, this village means the village according to the 1984 boundaries. Answers include:

- (1) Yes or
- (2) No.

If the response is **(1) Yes** - the person still lives in the village, record the village number and household id and then check Q1.7:

- If Q1.7 is **2 or more months** code **Q1.1 as 2** and go to Q1.13.
- If Q1.7 is **less than 2 months**, code **Q1.1 as 1** and go to Q1.13.

If the response is **(2) No** - the person does not live in the village, check Q1.7:

- If Q1.7 is **2 or more months, code Q1.1 as 3** and go to Q1.9b.
- If Q1.7 is **less than 2 months, code Q1.1 as 1** and go to Q1.9a.

INTERVIEWER CHECKPOINT: Make sure that you have recorded a status code for Q1.1.

1.9a Where does this person currently live? - This question is for individuals who do not currently live in the village (this village according to the 1984 boundaries) - (Q1.8 = 2). Answers include:

- (3) Another village in Nang Rong - record the village numbers,
- (4) Outside Nang Rong district - record the district number,
- (5) Another province - record province number, or
- (6) Another country - record country number.

Migrant Follow up Information Form

A Migrant Follow up Information Form should be filled in for each person listed as a migrant (code 3) in question 1.1.

Record all possible information about this migrant's phone number and address, including a residential address, a work address, a name and address of a person that can be contacted at the destination, and the name and household id number of a person in the village that knows how to find them at the destination.

1.9b Record the name and CEP00 for the migrant.

1.9b.1 Does anyone in the household know how to locate the migrant? If so, fill in the locator information for the migrant. If no one knows how to locate the migrant, go to Q1.9b.2.

1.9b.2 The interviewer should try to determine from available information where the migrant has moved. For example, has the migrant moved to another village in Nang Rong, outside of Nang Rong district, another province, or another country?

1.9b.3 In the last 12 months, has this migrant contacted or tried to contact this household by phone? The possible responses are:

- (1) Yes
- (2) No

If the migrant has tried to contact the household, record the number of attempts made to this or other households in the village.

1.9b.4 Are there other people or migrants from this village who are likely to know where this person is? The possible responses are:

- (1) Yes
- (2) No

If (1) Yes, there are other people or migrants from the village who know how to locate this person, record the name of this person, his or her household id in the village, and the head of household's name for the this person's house in the village in the table.

1.9b.5 Comments/Other Locator Information If there is other information that might be useful in locating a migrant that has not been recorded or information that does not fit any of the previous categories, record that information here.

Questions 1.10 Village Number, 1.11 Household id, 1.12 CEP00 apply to **Code 2 People ONLY** and are to be filled in by the Supervisor. The village number, household id, and CEP00 are those for that individual in his/her **DESTINATION** household and can only be filled in when this individual is successfully tracked to his/her destination household. This information should indicate the household where this person currently resides in the village. If an individual is not located in his or her destination household, have the interviewer return to one or both households until the inconsistencies are resolved. If these code '2' people are not found in their destination household, (i.e. they are now migrants) fill in the spaces with '77'.

1.13 Relationship to Household Head - individual's kinship relationship to the head of the household. We are interested in biological or marital ties. The responses include:

- (1) household head,
- (2) spouse,
- (3) child,
- (4) child's spouse,
- (5) adopted child,
- (6) head's parent,
- (7) spouse's parent,
- (8) grandchild,
- (9) sibling of head,
- (10) sibling of spouse,
- (11) head's nephew or niece,
- (12) other relative,
- (13) domestic helper, or
- (14) other (e.g. fictive kin, please specify relationship).

1.14 Marital Status - individual's marital status, including:

- (1) single,
- (2) married,
- (3) widowed, or
- (4) divorced or separated.

Interviewers should be certain that marriages which are not officially registered are included in all questions pertaining to marriage. Thus, if a man and a woman are acting as husband and wife, they should be considered "married." **If single, go to Q1.17.**

1.15 Spouse Location Information - "Where does this person's spouse live? The responses are as follows:

- (0) Spouse is not alive
- (1) Listed on Form 1 (write CEP00)

If there are multiple marriages, they all should be recorded. For example, if two wives are present in a house, both roster numbers should be recorded here. *If a person is divorced or separated, the information for the ex-spouse is recorded as well.*

Not listed on Form 1 and...

- (2) In this village (1984 village) (write village number and *first and last name*)
- (3) Another village in Nang Rong (write village number)
- (4) Another district (write district number)
- (5) Another province (write province number)
- (6) Another country (write country number)

1.16 Age at First Marriage - What was the age at first marriage for this individual? If the individual has never been married record "98" and go to Q1.16.

1.17 Father's location - Where is this person's father? The responses are as follows:

- (0) dead,
- (1) Listed on Form 1 - record CEP00,

Not listed on Form 1 and...

- (2) In this village (1984 village) - record household id and *first and last name*,
- (3) Another village in Nang Rong - record village numbers,
- (4) Another district - record district number,
- (5) Another province - record province number, or
- (6) Another country - record country number.

1.18 Mother's location - Where is this person's mother? The response categories are the same as for the father in Q1.17.

1.19 Where was this person born? - We are not interested in where the actual birth occurred, e.g. hospital. Rather, where was the mother living around the time of the birth. The possible responses are:

- (2) This village (1984 village boundaries),
- (3) Another village in Nang Rong,
- (4) Outside Nang Rong district,
- (5) Another province - record province number, or
- (6) Another country - record country number.

1.20 Education - What is the highest level of education this person has completed? If the person is currently in school do not record the current level they are attending but the level of education they have successfully completed.

Record the name of the last Primary School attended by this person.

If this person attended Secondary School, record the name of the last secondary school attended as well.

1.21 What is this person's main occupation? - the main job that occupies most of their time or if 2 jobs occupy equal time, the one that provides the primary source for their livelihood. Write as much information as possible about the occupation in the space provided. If the person is 11 years old or younger go to next person.

Questions 1.22-1.23 are only asked of women who have ever been married, are less than 50 years old, and currently live in the household - Q1.1 is 1.

1.22 Number of Children Ever Born - the total number of children born to this woman, including any children who have died since they were born.

1.23 Number of Children Alive - the total number of children born to this woman who are currently alive.

Question 1.24 is only asked of women who are currently married, are less than 50 years old, and currently live in the household - Q1.1 is 1.

1.24 Family Planning Method and Source - Record the family planning method currently being used by this woman. Also record the source for that method. Methods include:

(1) Yes and

Family Planning Methods:

- (1) pill
- (2) condom
- (3) IUD
- (4) injection
- (5) tubal ligation
- (6) vasectomy
- (7) rhythm/safe method
- (8) withdrawal
- (9) other such as Norplant (specify)

Sources for Family Planning Methods

- (1) Health center
- (2) District hospital
- (3) Province hospital
- (4) Private hospital
- (5) Private clinic
- (6) Drug store
- (7) Community primary health center
- (8) VHC, VHV
- (9) Government mobile clinic
- (10) Private mobile clinic
- (11) Drug fund
- (12) Government hospital in Bangkok
- (13) N/A or
- (14) Other (specify)

(2) No

(3) pregnant (10+number of months pregnant).

A code of 13 for source of family planning can imply any of the following:

- 1. The woman is currently pregnant,
- 2. The couple uses a natural method (withdrawal),
- 3. The woman is single and age 55 or older,
- 4. The woman is less than age 11,
- 5. The woman does not use a family planning method, or
- 6. The woman is dead.

Questions 1.25-1.30 are only asked of migrants (Q1.1 = 3).

1.25 Has migrant sent or brought money or goods back to this household in the past 12 months? Only ask about those people with a code "3" for question 1.1. Sending or giving money or goods includes mailing money or goods to this household, bringing them back in person during a visit or sending them back to the village with a friend or relative. Responses include

- (1) Yes or
- (2) No.

If (2) No, go to Q1.28.

1.26 Total amount received during the past 12 months from this migrant? - Record the correct category.

1.27 Has migrant sent or brought any goods back to this household? - Record all applicable categories. More than one answer is possible.

1.28 Has this household sent or given any money or goods to this migrant in the last 12 months? Sending or giving money or goods includes mailing money or goods to this migrant, bringing them in person during a visit, or sending them by a friend or relative. The response categories include:

- (1) Yes or
- (2) No.

If (2) No, go to the next person on Form 1.

1.29 Total amount sent to this migrant in the past 12 months - Record the correct category.

1.30 Has this household sent or given any goods to this migrant in the past 12 months? Remember the value of food or anything else should be equivalent to 100 baht or more and can include rice. Record all applicable categories

Once this information has been completed, go to the next person on Form 1.

Start Form 2 after completing the questions for all individuals listed on Form 1.

Form 2 Questions

CEP00 - The CEP00 is a two digit sequential number. *This number should be the next number in the sequence following the last CEP00 from Form 1 (i.e. if the last CEP00 on Form 1 is 11, then the first CEP00 in Form 2 should be 12).*

Name of New Household Member - write the names of other people who are current members of this household who are not listed on Form 1 or the Preprinted Roster. These names should be written down at the very beginning of the household interview. Ask and write down in this column any nicknames (*common names*) used by these individuals.

2.1 Membership status - This column has a pre recorded '1'

2.2 Date of birth Record the day, month, and year that this person was born. If the date is unknown record 00/00/00.

2.3 Age - Record this person's current age. For any household member aged 18-41, circle their age. This will provide a clear visual indicator of those household members who should be asked Form 4 (siblings) and Form 5 (life history).

2.4 Sex - Record whether the individual is,

- (1) male or
- (2) female.

2.5 Usually Stay Here - Does this individual usually stay here?

- (1) Yes or
- (2) No.

If (2) No, then go to question 2.7.

2.6 Slept Here Last Night - Did this individual sleep in this household last night? Answers include:

- (1) Yes or
- (2) No.

If (1) Yes, then go to Q2.13.

2.7 How Long Since Stayed Here? - How long has it been since this person stayed in this house? Record the number of days, months, or years (be sure to write down whether the number represents days, months, or years).

2.8 Does this person still live in this village? - In the context of this question, this village means the village according to the 1984 boundaries. Answers include:

- (1) Yes or
- (2) No.

If the person still lives in the village (response to Q2.8 is (1) Yes) record the village number and household id. Then go to Q2.13.

2.9 Where does this person currently live? - This question is for individuals who do not currently live in the village (1984 village boundaries) - (Q2.8 = 2). Answers include:

- (3) Another village in Nang Rong - record the village numbers,
- (4) Outside Nang Rong district - record the district number,
- (5) Another province - record province number, or
- (6) Another country - record country number.

Go to Q2.13.

2.10 Village Number, 2.11 Household id, 2.12 CEP00 apply to people entering this household from another household in the village. The village number, household id, and CEP00 are those for that individual in his/her **ORIGIN** household. These can only be filled in after this individual has been successfully tracked to their **DESTINATION** household. **These are to be filled in by the Supervisor.**

2.13 Relationship to Household Head - individual's kinship relationship to the head of the household. We are interested in biological or marital ties. The responses include:

- (1) household head,
- (2) spouse,
- (3) child,
- (4) child's spouse,
- (5) adopted child,
- (6) head's parent,
- (7) spouse's parent,
- (8) grandchild,
- (9) sibling of head,
- (10) sibling of spouse,
- (11) head's nephew or niece,
- (12) other relative,
- (13) domestic helper.
- (14) other (e.g. fictive kin, please specify this relationship).

2.14 Marital Status - individual's marital status, including:

- (1) single,
- (2) married,
- (3) widowed, or
- (4) divorced or separated.

Interviewers should be certain that marriages which are not officially registered are included in all questions pertaining to marriage. Thus, if a man and a woman are acting as husband and wife, they should be considered "married." **If single, go to Q2.17.**

2.15 Spouse Location Information - Where does this person's spouse live?

- (0) Spouse is not alive
- (1) Listed on Form 2 (write CEP00)

If there are multiple marriages, they all should be recorded. For example, if two wives are present in a house, both roster numbers should be recorded here and in 2.6. *If a person is divorced, the information for the ex-spouse is recorded as well.*

Not listed on Form 2 and...

- (2) In this village (1984 village) (write village number and *first and last name*)
- (3) Another village in Nang Rong (write village numbers)
- (4) Another district (write district number)
- (5) Another province (write province number)
- (6) Another country (write country number)

2.16 Age at First Marriage - What was the age at first marriage for this individual? If the individual has never been married record "98" and go to Q2.17.

** If an individual is listed in Form 1, is coded as a migrant (code 3) in Form 1, and is the parent of someone listed in Form 2, record the CEP43 of that parent in Q2.17 and Q2.18 rather than option 3, 4, or 5.*

2.17 Father's location* - Where is this person's father? The responses are as follows:

- (0) dead,
- (1) Listed on Form 2 (write CEP00),

Not listed on Form 2 and...

- (2) In this village (1984 village) - record household id and *first and last name*,
- (3) Another village in Nang Rong - record village numbers,
- (4) Another district - record district number,
- (5) Another province - record province number, or
- (6) Another country - record country number.

2.18 Mother's location* - Where is this person's mother? The response categories are the same as for the father in Q2.17.

2.19 Where was this person born? - We are not interested in where the actual birth occurred, e.g. hospital. Rather, where was the mother living around the time of the birth. The possible responses are:

- (2) This village,
- (3) Another village in Nang Rong,
- (4) Outside Nang Rong district,
- (5) Another province - record province number,
- (6) Another country - record country number.

2.20 Education - the highest level of education completed. If the person is currently in school do not record the current level they are attending but the level of education they have successfully completed.

Record the name of the last Primary School attended by this person. If this person attended Secondary School, record the name of the last secondary school attended as well.

2.21 What is this person's main occupation? - What is the main job that occupies most of their time, or if 2 jobs, the job that provides the primary source for their livelihood? Write as much information as possible about the occupation in the space provided. If the person is 11 years old or younger go to next person.

Questions 2.22-2.23 are only asked of women who have ever been married, are less than 50 years old, and currently live in the household.

2.22 Number of Children Ever Born - the total number of children born to this woman, including any children who have died since they were born.

2.23 Number of Children Alive - the total number of children born to this woman who are currently alive.

Question 2.24 is only asked of women who are currently married, are less than 50 years old, and currently live in the household.

2.24 Family Planning Method and Source - Record the family planning method currently being used by this woman. Also record the source for that method. Methods include:

(1) Yes and

Family Planning Methods:

- (1) pill
- (2) condom
- (3) IUD
- (4) injection
- (5) tubal ligation
- (6) vasectomy
- (7) rhythm/safe method
- (8) withdrawal
- (9) other such as Norplant (specify)

Sources for Family Planning Methods

- (1) Health center
- (2) District hospital
- (3) Province hospital
- (4) Private hospital
- (5) Private clinic
- (6) Drug store
- (7) Community primary health center
- (8) VHC, VHV
- (9) Government mobile clinic
- (10) Private mobile clinic
- (11) Drug fund
- (12) Government hospital in Bangkok
- (13) N/A or
- (14) Other (specify)

(2) No

(3) pregnant (10+number of months pregnant).

A code of 13 for source of family planning can imply any of the following:

1. The woman is currently pregnant,
2. The couple uses a natural method (withdrawal),
3. The woman is single and age 55 or older,
4. The woman is less than age 11,
5. The woman does not use a family planning method, or
6. The woman is dead.

V. The 2000 Questionnaire for New Households.

A. INTRODUCTION

This survey is used for **NEW** households; that is, households in the village not identified as a 1984 or 1994 household. These are the households that are left when all the Old Household interviews have been completed. It differs in that all household members are recorded without a corresponding 1984 or 1994 household. Also, migrant addresses are not collected for those household members that are gone for 2 or more months. We will not follow migrants who are members of new households.

The questionnaire contains the following:

- Household Roster (Form 3),
- Sibling Network form (Form 4),
- Life History Calendars (Form 5), and
- Household Characteristics (Form 6).

Before the interview begins, the interviewer records the following by observation:

1. Is the house a single or two story house?
2. Is there an open space under the house for sitting and talking?
3. Is this area under the house completely or partially enclosed?
4. What type of windows does this household have? Be sure to circle all types.

The interviewer should fill out the 2000 household information.

Next the interviewer should record the number of attempts to interview the household. Each attempt should be recorded, the time and date of the interview, the result of the interview, the interviewer's name, and the supervisor's name.

The interviewer should record the total number of respondents present during the interview. All people present during the interview should be counted as participants, even if the person does not say anything. Their presence may promote more accurate or careful responses.

B. FORM 3

Form 3 Questions

CEP00 - The CEP00 is a two digit sequential number.

Name of New Household Member - write the names of people that currently and usually stay in this house. These names should be written down at the very beginning of the household interview. Ask and write down in this column any nicknames used by these individuals.

3.1 Membership status - This column has a pre-recorded '1'

3.2 Date of birth Record the day, month, and year that this person was born. If unknown, record 00/00/00

3.3 Age - Record this person's current age. For any household member aged 18-41, circle their age. This will provide a clear visual indicator of those household members who should be asked Form 4 (siblings) and Form 5 (life history).

3.4 Sex - Record whether the individual is,

- (1) male or
- (2) female.

3.5 Usually Stay Here - Does this individual usually stay here?

- (1) Yes or
- (2) No.

If (2) No then go to question 3.7.

3.6 Slept Here Last Night - Did this individual sleep in this household last night? Answers include:

- (1) Yes or
- (2) No.

If (1) Yes then go to Q3.13.

3.7 How Long Since Stayed Here? - How long has it been since this person stayed in this house? Record the number of days, months, or years (be sure to write down whether the number represents days, months, or years).

3.8 Does this person still live in this village? - Answers include

- (1) Yes or
- (2) No.

If the person still lives in the village (response to Q3.8 is (1) Yes) record the village number and household id. Then go to Q3.13.

3.9 Where does this person currently live? - This question is for individuals who do not currently live in the village - (Q3.8 = 2). Answers include:

- (3) Another village in Nang Rong - record the village numbers,
- (4) Outside Nang Rong district - record the district number,
- (5) Another province - record province number, or
- (6) Another country - record country number.

3.10 Village Number, 3.11 Household id, 3.12 CEP00 apply to people entering this household from another household in the village. The village number, household id, and CEP00 are those for that individual in his/her **ORIGIN** household. These can only be filled in after this individual has been successfully tracked to their **DESTINATION** household. **These are to be filled in by the Supervisor.**

3.13 Relationship to Household Head - individual's kinship relationship to the head of the household. We are interested in biological or marital ties only. The responses include:

- (1) household head,
- (2) spouse,
- (3) child,
- (4) child's spouse,
- (5) adopted child,
- (6) head's parent,
- (7) spouse's parent,
- (8) grandchild,
- (9) sibling of head,
- (10) sibling of spouse,
- (11) head's nephew or niece,
- (12) other relative,
- (13) domestic helper.
- (14) other (e.g. fictive kin, please specify relationship).

3.14 Marital Status - individual's marital status, including:

- (1) single,
- (2) married,
- (3) widowed, or
- (4) divorced or separated.

Interviewers should be certain that marriages which are not officially registered are included in all questions pertaining to marriage. Thus, if a man and a woman are acting as husband and wife, they should be considered "married." **If single, go to Q3.17**

3.15 Spouse Location Information - Where does this person's spouse live?

- (0) Spouse is not alive
- (1) Listed on Form 3 (write CEP00)

If there are multiple marriages, they all should be recorded. For example, if two wives are present in a house, both roster numbers should be recorded here. *If a person is divorced, the information for the ex-spouse is recorded as well.*

Not listed on Form 3 and...

- (2) In this village (1984 village) (write village number and *first and last name*)
- (3) Another village in Nang Rong (write village number)
- (4) Another district (write district number)
- (5) Another province (write province number)
- (6) Another country (write country number)

3.16 Age at First Marriage - What was the age at first marriage for this individual? If the individual has never been married record "98" and go to Q3.17.

3.17 Father's location - Where is this person's father? The responses are as follows:

- (0) dead,
- (1) Listed on Form 3 - record CEP00,

Not listed on Form 3 and...

- (2) In this village (1984 village) - record household id and *first and last name*,
- (3) Another village in Nang Rong - record village number,
- (4) Another district - record district number,
- (5) Another province - record province number, or
- (6) Another country - record country number.

3.18 Mother's location - Where is this person's mother? The response categories are the same as for the father in Q3.17.

3.19 Where was this person born? - We are not interested in where the actual birth occurred, e.g. hospital. Rather, where was the mother living around the time of the birth. The possible responses are:

- (2) This village,
- (3) Another village in Nang Rong,
- (4) Outside Nang Rong district,
- (5) Another province - record province number,
- (6) Another country - record country number.

3.20 Education - the highest level of education completed. If the person is currently in school do not record the current level they are attending but the level of education they have successfully completed.

Record the name of the last Primary School attended by this person. If this person attended Secondary School, record the name of the last secondary school attended as well.

3.21 What is this person's main occupation? - What is the main job that occupies most of their time, or, if 2 jobs, the job that provides the primary source for their livelihood? Write as much information as possible about the occupation in the space provided. If the person is 11 years old or younger go to next person.

Questions 3.22-3.23 are only asked of women who have ever been married, are less than 50 years old, and currently live in the household

3.22 Number of Children Ever Born - the total number of children born to this woman, including any children who have died since they were born.

3.23 Number of Children Alive - the total number of children born to this woman who are currently alive.

Question 3.24 is only asked of women who are currently married, are less than 50 years old, and currently live in the household.

3.24 Family Planning Method and Source - Record the family planning method currently being used by this woman. Record the source for that method. Methods include:

(1) Yes and

Family Planning Methods:

- (1) pill
- (2) condom
- (3) IUD
- (4) injection
- (5) tubal ligation
- (6) vasectomy
- (7) rhythm/safe method
- (8) withdrawal
- (9) other such as Norplant (specify)

Sources for Family Planning Methods

- (1) Health center
- (2) District hospital
- (3) Province hospital
- (4) Private hospital
- (5) Private clinic
- (6) Drug store
- (7) Community primary health center
- (8) VHC, VHV
- (9) Government mobile clinic
- (10) Private mobile clinic
- (11) Drug fund
- (12) Government hospital in Bangkok
- (13) N/A or
- (14) Other (specify)

A code of 13 for source of family planning can imply any of the following:

- 1. The woman is currently pregnant,
- 2. The couple uses a natural method (withdrawal),
- 3. The woman is single and age 55 or older,
- 4. The woman is less than age 11,
- 5. The woman does not use a family planning method, or
- 6. The woman is dead.

VI. The 2000 Questionnaire for Old and New Households (Forms 4, 5 and 6)

A. FORM 4 - SIBLING NETWORKS

Introduction

This section of the questionnaire is intended to gather information about sibling networks or sibling sets. A **sibling set** consists of an individual aged 18-41 listed on the household roster and all of his or her brothers and sisters, within or outside of the household. "Brothers and sisters" include step brothers and step sisters. If there are two or more brothers and/or sisters living in one household, then they share the same sibling set. In this case, collect the sibling set information with respect to the oldest member of that sibling set in the household.

This form is to be filled out for all of the following cases:

- a. All individuals 18 - 41 years old and code 1 for Q1.1 on Form 1, Q2.1 of Form 2, or Q3.1 of Form 3, and
- b. The resident spouse of (a) regardless of spouse's age.

Sometimes household members do not know the sibling information for in-laws, unless the in-law is present. If the in-law is not present, collect as much information on the sibling set of in-law as possible. If the information is not complete, find a time when the in-law will be present and go back to complete this information.

Form 4 Questions

4.1 Name of 18-41 year old person in first sibling set. For each sibling set record the name of the oldest person who is 18-41 years old.

4.2 Record the CEP00 for the person listed in Q4.1

4.3 How many siblings does this person have? - record the number of brothers and sisters. Do not count the person named in question 4.1. If this person is an only child, record a 0 here and the form is complete. Go to the next sibling set.

4.4 Record the CEP00 code for every sibling recorded on the 2000 household roster

4.5 Does this person have siblings who are not on the 2000 roster?

- (1) Yes or
- (2) No. If no, go to next sibling set

If this person does have other siblings not on the 2000 household roster record their name, age, sex, level of education, and current location. Age can be recorded as an approximate age. Location information includes the following:

- (2) This village - write household id and village number,
- (3) Another village in Nang Rong - record village numbers,
- (4) Another district in Buriram - record the district number,
- (5) Another province - record the province number, or
- (6) Another country - record the country number.

*REPEAT THIS PROCEDURE FOR ALL ADDITIONAL SIBLING SETS. INCLUDE
ADDITIONAL SHEETS IF NECESSARY*

B. Form 5 - Life History Calendar Events

Introduction

The life history calendar is completed for every person 18-41 years old and code 1 on Q1.1 on Form 1, Q2.1 on Form 2, or Q3.1 on Form 3 and their spouses (if the spouse is in the household). Information for each person's life history events is recorded from the age of 13 to their current age or age 41, whichever occurs first.

Form 5 Questions

- 5.01 Record the name of the individual who is between the age of 18 and 41 or their spouse.
- 5.02 Record the CEP00, household id, and village number of the individual listed in 5.01.
- 5.03 The interviewer should record the total number of respondents present during this part of the interview. All people present should be counted as participants, even if the person does not say anything. Their presence may promote more accurate or careful responses.
- 5.04 The interviewer should record the total number of respondents who are actually contributing informant information.
- 5.05 Record the CEP00 and name of the respondent who gave the majority of the information about the respondent named in question 5.01.
- 5.06 Here too, we have taken steps to make use of the 1994 information to shorten this portion of the interview. If the person named in question 5.01 is listed on Form 1, we will only collect life history calendar data for the last 10 years. Write the person's current age on the line indicated and subtract 10. This is the age that will be used to begin the life history calendar. If this age is less than 13, begin with age 13 and move forward. If this person is **not** listed on Form 1, complete a life history calendar starting at age 13.

For men only

- 5.2 Write "Buot Pra" in the row corresponding to the year that this person became Buot Pra.
- 5.3 Write "Soldier" in the corresponding year that this person was a soldier.

For women already married only

- 5.4 Record the child's name in the row for the age at which the woman had this child and specify the child's CEP00 if this child lives in this household. If the child died, write "died" in the space under the child's name. If the child doesn't live in this house, write Household ID / Village # / District # / Province # under the child's name.

For all men and women

- 5.5 Where did this person live at each age? (Start with age 13 or age listed in 5.06.) Record all residences where this person lived for 2 or more months. Start with the place where this person lived when he or she was 13 years old or age listed in 5.06 and enter the location code in the space numbered 1. When there is a new residence change, enter the location code in the space numbered 2, 3, 4, 5, 6 in chronological order of the number of residence changes. *Each move was circled to better identify and compare it to employment and educational status at that time.*
- 5.6 For each age (from age 13 or age listed in 5.06 to the current age), ask this question "Did this person study or not?" If not, record a dash (-). If they studied, ask "Studied at what level?" Write the level in the column labeled 'Education Level.' Finally, ask "When studying, where did they reside?" Write the location code corresponding to where they were living while they studied in the column corresponding to the same residence from Q5.5.

NOTE: District towns were given their own set of codes because they are NOT considered to be part of any village. Therefore, someone living or studying in a district town (Q5.5 and Q5.6) would have a code of 4 - another district in Buriram Province - and the appropriate district town code.

- 5.7 Occupation of this person in each residence for each age (from age 13 or age listed in 5.06 to the current age). Enter the occupation code in the space number of the residence change corresponding to the space number in Q5.5. If more than one occupation, record all in the box corresponding to that residence. *If an individual works as a paid laborer in the agricultural field, record that he/she did agricultural work. If an individual worked as a paid laborer in the construction field, record that he/she worked in construction.*

C. Form 6 - Household Characteristics

Introduction

This section of the questionnaire is intended to gather information about both household characteristics and farming activities of a household. The approach adopted uses plang adjacency - who uses the plang surrounding the plang being discussed - to link land use to households.

Form 6 Questions

6.1 Type of fuel used for cooking. Record all types of fuel used.

6.2 Does this household use water piped into the house? Domestic water use includes water used for cooking, cleaning, washing, bathing, and drinking.

Responses include:

- (1) Yes or
- (2) No.

6.3 Does your household do any of the following activities? This should refer to whether any member of this household participates in the following activities for personal use or for profit, and if so, the number of people in the household who participate in this activity.

6.4 (6.4.1, 6.4.2, and 6.4.3) Does your household have the following assets? Ask the respondent about each of the assets listed. If they have such an asset, 6.4.1 - find out how many of each asset they have. Do not count the asset if the respondent volunteers it is broken. Do not ask if the asset is broken. 6.4.2 - *Next, ask how many years ago was the most recent asset purchased. If it was purchased within the last year record a '0' in this column.* Finally, 6.4.3 - find out where the asset was purchased, i.e., district town, province, or country and record the appropriate codes for district (if the asset was purchased in Buriram province), province, or country. If the respondent does not know where the asset was purchased because it was a gift, write 'gift' in the space and move on to the next asset.

6.5 If there is not a telephone in this household (refer to Q6.4), have you made or received calls from another household(s) in this village? If the answer is (1) Yes, go to 6.6. If the answer is (2) No, go to 6.7.

6.6 Names and Household id's for the household(s) named in 6.5. Record the first and last name of the household head and the household id from the village list.

6.7 Which language do the members of this household usually speak at home? Circle only one. This should be the language that is used most often.

6.8 Do members speak any other languages? Circle all that apply. The language(s) circled here should be in addition to the language already circled in Q6.7.

6.9 Did any members of this household work for wages in factories or nearby towns anywhere in Nang Rong district during the past 3 months? We are specifically looking for **non-agricultural** occupations. Included in Nang Rong district are Non Suwan, Chamni, and Chalermprakhit because they are part of the 1984 Nang Rong district boundaries (See Figure 1). Record the person's first and last name, their CEP00 code, where they go/went to work, the type of work based on the categories listed, the number of days worked there, and the wage/income. Each job that they have had in the last 3 months should be recorded separately. If the person works everyday at the same place record the type of work, the number of days should be everyday, and the wage. For a person's wages, record the number of baht per day.

6.10 Does this family raise any of the following animals for sale or barter? Record (1) Yes, (2) No, or (3) N/A for each animal listed and record the quantity for each animal raised. For fish, record the size of the pond in square wa instead of quantity of fish.

Land Use Section

This next section is designed to collect information on how villagers 'use' their land. We ask about **plang** (a single contiguous piece of land). We begin by asking about plang used for agricultural purposes. This **does not** include the plang where the respondent's house is located. That plang will be discussed in a separate section.

By '**use**' we mean plang that a household uses to grow crops, livestock, fruit trees, eucalyptus trees, fish ponds, or anything else to benefit their household. This also includes joint use. By joint use, we mean your household and one or more other households cultivate this land jointly or together, sharing labor and crop yield.

There was a protocol change during the fieldwork and ownership information was collected as well. It became evident that some villagers did not know the names of the users of the plang adjacent to their own, but were more likely to know the name of the owner of that plang. That information was recorded here in Form 6. This had important implications on the linking part of the spatial component of the project.

Please go through this section plang by plang.

6.11 How many plang did you use during the last growing season (1999 - 2000)? Record the total number of plang used.

6.12 How many plang did you use in the previous growing season (1998 - 1999) that you are not using the current growing season? Record the total number used.

6.13. Summarize the number of plang used in the last two growing seasons. Add the numbers from Q6.11 and Q6.12 for the total number of plang used. This will be the number of plang discussed in the following questions. If the answer to Q6.13 = 0, (i.e. Q6.11 = 0 **AND** Q6.12 = 0) go to Q6.57.

Q6.14 - Q6.38 refer to the plang used in the last growing season (the one that began with the monsoon in the summer of 1999) - number of plang referred to in Q6.11. Be sure to record this number on the line at the top of this page. If the answer to Q6.11 = 0, go to Q6.39.

6.14 How many square wa is this plang? Record the size of this plang. If unsure, write 'unsure' for 6.14 and then answer 6.15.

6.15 If they are unsure of the size of the plang, encourage them to give their best estimate of the size.

6.16 Is this plang jointly used? Determine whether this household cultivates this plang alone or whether they share this responsibility with one or more other households. If they cultivate this plang alone, go to Q6.18, if they share with another household, go to Q6.17.

6.17 Who jointly uses this plang with this household? Record the first and last name, any known common names, household id, and village number for these households.

6.18 Status of plang use. Do they (the household being interviewed) own this plang?

- (1) Own (includes joint ownership) - **go to 6.19.**
- (2) Rent from other person - **go to 6.20**
- (3) Other person provided free use - **go to 6.20**, or
- (4) Some other arrangement was made for this household to use this plang, specify this arrangement and **go to 6.20.**

6.19 Record the type of ownership document this household has for this plang. Interviewer, do **not** ask to see their ownership document. If the informant appears uncomfortable, do not insist or push for a response.

6.20 What did this household do with this plang in the last growing season (1999 - 2000)? Record how the plang was used. For households who grow more than one crop per plang, list the top 3 crops in order of their importance as it relates to the percent of land cultivated. If they grew rice go to Q6.21. If they did something other than grow rice, go to Q6.25.

6.21, 6.22, 6.23 and 6.24. If they grew rice with each this plang find out

(6.21) what type of rice was planted? Record all types of rice that were planted

(6.22) what method was used for planting rice

- (1) broadcast
- (2) transplant
- (3) other (specify what other method was used).

Methods of planting rice:

1. broadcast - This method involves "throwing the seed", and it generally occurs from mid-August to mid-September, especially when precipitation is meager. The farmer throws the seed onto a piece of land and hopes the seed establishes and uses the available moisture.

2. transplant - This method involves preparation and seeding of rice beds. It occurs from approx. late June to mid-July. From approx. mid-July to late August rice plants are transplanted from the seeding beds to the wet rice paddies.

3. broadcast and transplant - combination of 1 and 2 above.

4. Plant - dig a hole in the soil and insert and cover the seed.

Q6.23 and Q6.24 were combined to ask if the villager's first planting of rice yielded a harvest or was it necessary to plant more than once to yield a crop. The appropriate number of times rice was replanted was circled. A space for Q6.24 was printed in the questionnaire with no associated question. This is not a mistake.

(6.23) how many times they planted rice to yield a crop

- if they planted rice only once go to 6.25
- if they planted rice more than once go to 6.24,

(6.24) how many times was the crop replanted? Record the number of times that the crop had to be replanted before it finally yielded a crop.

We are interested in situations like the following: A farmer planted his rice crop. The crop did not survive due to too much or too little rainfall, pests, or weeds and the rice crop had to be replanted.

6.25 In the last growing season (1999 - 2000) did this household use chemical fertilizer on this plang ?

The response categories are:

- (1) Yes or
- (2) No.

6.26 In the last growing season (1999 - 2000) did this household use pesticides on this plang?

The response categories are:

- (1) Yes or
- (2) No.

6.27 In the last growing season (1999 - 2000), did this household use herbicide on this plang?

The response categories are:

- (1) Yes or
- (2) No.

6.28 What did this household do with this plang in the (1998 - 1999) growing season?

Emphasize to the respondent that you are now talking about the preceding growing season. Record how the plang was used. For households who grew more than one crop per plang, list the top 3 crops in order of their importance as it relates to the percent of land cultivated. If they grew rice go to Q6.29. If they did something other than grow rice, go to Q6.30. If they did not use this plang, write down any reason they give, and go to Q6.30.

6.29 If they grew rice with this plang find out what type of rice was planted.

6.30 Record the number of years that this plang has been or was used continuously (never a year where this field was unused) by a member of this household. Be sure to include the current and last growing season in this count. Also be sure to include any years where the use of this plang was shared with one or more other households. *For parcels of land that have been passed from one generation to another within a family for over 30 years, record 30+ years. We are only interested in land use as far back as satellite imagery is available.*

6.31 Based on the number of years of continuous use (Q6.30), in how many of those years have you lost a crop due to flooding? Record the number of years. By **loss**, we mean a year where the crop yield was decreased by 50% of normal.

6.32 Based on the number of years of continuous use (Q6.30), how many of those years have you lost a crop due to drought? Record the number of years. By **loss**, we mean a year where the crop yield was decreased by 50% of normal.

6.33 How will this household use this plang in the next growing season (2000 - 2001)? Emphasize to the respondent that the next growing season is the one coming up or the one they may be planting now. Record how the plang will be used. If they will grow rice go to Q6.34. If they will do something other than grow rice, go to Q6.35. If they will not use this plang, write down any reason they give and go to Q6.35.

6.34 If they will grow rice with this plang find out what type of rice will be planted. Go to Q6.35.

Questions 6.35 - 6.38 **Land Adjacency Questions**

We are interested in determining for targeted land parcels the households that use land which is immediately adjacent and within certain directions from the targeted parcel. We are interested in determining the household adjacencies in the North, South, East, and West directions. Directions can be determined by referencing ourselves relative to known features -- the sun rises in the East and sets in the West. As one looks into the morning sun, North is towards the left and South is towards the right; and as one looks into the setting sun, North is towards the right and South is towards the left.

If the plang are being farmed, record the first and last name and any known common names, household id, and village number of the person(s) farming them. We are interested in who uses the land, not who owns the land.

If the plang are not being farmed, record information in the "a" question (leaving "b" and "c" blank) as to whether there is a house, school, temple, or something else on the adjacent plang using the following codes:

- (1) house,
- (2) school,
- (3) temple,
- (4) Forest,
- (5) Public land,
- (6) Large river, or
- (7) Other and specify what occupies that plang.

Q6.39 - Q6.56 refer to the plang used in the last growing season (1998 - 1999) but not the current growing season (1999 - 2000) - number of plang referred to in Q6.12 and follow the same format as Q6.14 - 6.38 above.

6.57 Summarize again the total number of plang used in the last two growing seasons referring to the plang totals from Q6.11 and Q6.12. Finally ask that they think back over the past 7 years to remember any additional plang that they had used in addition to those used in the past two growing seasons that they are not currently using. Record how many of these plang exist and inform the respondent that you **only** would like to know how many there are.

6.58 This question pertains to the plang containing the villager's house. Find out whether or not this plang has already been discussed in the previous section. If it has already been discussed, circle the plang number referring to the house (and record that plang # here) and go to 6.66.

If this plang has not been discussed already proceed with question 6.58a.

6.58a, 6.59 How many square wa is the plang containing your house? If they do not know the size, ask for their best estimate and record this response in 6.59, record "Don't know" in 6.58a.

6.60 What is the ownership status of the household plang?

- (1) Own - **go to 6.61.**
- (2) Rent from other person - **go to 6.62,**
- (3) Other person provided free use - **go to 6.62,** or
- (4) Some other arrangement was made **go to 6.62.**

6.61 What is the ownership document that you have for this plang? Circle the villager's response.

6.62 Did you grow any rice or commercial crop on the plang containing your house in the last growing season (1999 - 2000)? We are only interested in crops used for sale or profit totaling 750 baht or more to the household. The responses categories are:

- (1) Yes or
- (2) No

6.63 Did you grow any rice or commercial crop on the plang containing your house in the past growing season (1998 - 1999)? Again, we are only interested in crops used for sale or profit totaling 750 baht or more to the household. The response categories are:

- (1) Yes or
- (2) No

6.64 Will you grow any rice or commercial crop on the plang containing your house in the next growing season? Again, we are only interested in crops used for sale or profit totaling 750 baht or more to the household. The response categories are:

- (1) Yes or
- (2) No

6.65 Are there other dwelling units besides your house on this plang? The response categories are:

- (1) Yes - Record the household id of any other building where people can live or have lived on this plang or
- (2) No

Questions about Household Activities

6.66 Does this household own/operate a store or stall in a market?

- (1) Yes or
- (2) No

If the response is (2) No, go to Q6.70. If the response is (1) Yes answer the following questions.

6.67 Where is this store/stall? Find out the location of the store or stall and circle the appropriate response and fill in the specified information.

Questions 6.66 and 6.67 were modified to include curb-side vending where a member or members of the household sometimes sell merchandise or food from a vehicle. In these instances, there would be no need for a building or stationary structure for their business and the business would move around.

6.68 How many customers do you have per day? Record the number of customers they see at their store/stall each day. If they don't know, ask for their best guess or the average number of customers per day.

6.69 Do you sell any of the following products in your store/stall? Ask each item on the list and record (1) Yes if they sell that particular item or (2) No if they do not sell that particular item.

6.70 Do you or someone in this household operate a rice mill? We are interested in the larger rice mills powered by electricity or generators. If the rice mill is powered by a human being or an animal, do not count it here. The responses are:

- (1) Yes or
- (2) No

If the response is (2) No, go to Q6.75. Otherwise, proceed to Q6.71.

6.71 Where is this rice mill? Find out the location of the rice mill and circle the appropriate response and fill in the specified information.

6.72 In the last 12 months was rice milled there? We want to find out whether or not the rice mill has been operating over the last year. The responses are:

- (1) Yes or
- (2) No

If (1) Yes, continue with Q6.73. If (2) No, go to Q6.75

6.73. How much rice was milled there in the past 12 months? Record the amount in grasops. If they are unsure, ask for their best guess or estimate.

6.74 From what other villages did people come to mill rice at your mill? Record the origin village name and number and subdistrict number for each farmer living outside of this village who brings his rice to this mill to be milled.

6.75 Does this household own a/the rice mill? The responses are:

- (1) Yes or
- (2) No.

6.76 In the last year, has this household used the following agricultural equipment? If they have used the equipment, ask how many they used (if none record a 0 in the appropriate column) and whether or not they own the piece of equipment. If the piece of equipment is owned by the household, record '1' in the 'Owns?' column and go to the next piece of equipment on the list. The far right hand column refers to the other households that the equipment is hired, rented, or borrowed from. More than one answer is possible here. For example, they could rent AND borrow a rice thresher. Record the household id and village number for each household. If more than one household, record information for all of them. If this household has used no agricultural equipment in the last year go to Q6.77.

NOTE: Adding HHID and Village # to Q6.76 makes the question different from the question that was asked in 1994. This will need to be addressed during analysis.

6.77 Does anyone in this household do agricultural work? This is an interviewer checkpoint and should not be asked of the respondent. The interviewer should check the 'Land Use' section for questions 6.11 and 6.62. If 6.11 = 0 **AND** 6.62 = No, circle response (2) No in question 6.77 and the interview is complete.

The following questions request information from **the last year** on how this household collected water for farming purposes and where does this water come from. The response categories for each of the questions are:

- (1) Yes or
- (2) No.

6.78 Does this household pump water from rivers, streams, ponds, or canals to the fields?

6.79 Does this household pump water from wells for use in the fields?

6.80 Does this household divert existing water from rivers, streams, ponds, or canals to the fields by opening holes in the bunds?

The next three sections collect information on the planting and harvesting of 3 commonly grown crops: rice, cassava, and sugar cane. We already know from previous questions if this household plants any or all of these crops. In this section we collect crop specific information in terms of assistance with planting and harvesting each crop.

Planting and Harvesting Rice

NOTE: This is a checkpoint and not a question to be asked of the household. We already know whether or not this household grew rice last year from the Land Use Section. Refer to Q6.20. If this household did not plant rice, go to the section on cassava Q6.91.

6.81 Last year, how many people in your household helped with the planting of rice? Record the total number of people from your household who contributed to the rice planting. These people are coded 1 in Q1.1 in Form 1 and Q2.1 in Form 2, or Q3.1 in Form 3.

6.82 How many other people helped with planting rice? This number should include everyone else outside of your household who helped with planting rice.

6.83 How many people in your household helped with the harvesting of rice? Record the total number of people from your household who contributed to the rice harvest. These people are coded 1 in Q1.1 in Form 1 and Q2.1 in Form 2, or Q3.1 in Form 3.

6.84 THIS QUESTION IS ASKED OF OLD HOUSEHOLDS ONLY. Were there people in your household in 1984 and/or 1994 who currently do not live in this household who helped with harvesting of rice? These are people who are coded 2 or 3 in Q1.1. The possible responses are:

- (1) Yes - Record their CEP00 and type of labor - whether they worked for wages, they worked for free, or they exchanged labor - they worked for each other - in the table below the question or
- (2) No - Go to Q6.85.

6.85 Did anyone from this village help with the harvest of rice last year?

- (1) Yes - Record their Household id and village number, how many people from each household helped, and whether they worked for wages, worked for free, or exchanged labor - worked for each other - or
- (2) No - Go to Q6.86.

6.86 Did anyone from another village come to help harvest rice in the last year?

- (1) Yes - Record their Village/District/Province number (refer to the appropriate lists), how many people from each village helped, and whether they worked for wages, worked for free, or exchanged labor - worked for each other - or
- (2) No - Go to Q6.87.

6.87 In the last year, how much rice was harvested by this household? Record the type of rice, number of grasops, and the weight in kilograms per grasop of each type of rice harvested by this household.

6.88 Does this household mill its rice? Ask whether this household sold its rice as a raw product (unmilled) or processed(milled). The responses are:

- (1) Yes or
- (2) No - go to Q6.91.

6.89 Where does this household usually mill its rice? List the primary location this household uses for milling its rice. If the rice is milled

- (1) In this village, record owner's first and last name, household id, and village number.
- (2) In another village in Nang Rong District, record the village and subdistrict numbers.
- (3) Outside Nang Rong District, record the district name and district and province numbers.

6.90 Is there any other location where this household mills its rice? List any other rice mill the household uses, otherwise go to Q6.91 on planting cassava.

Planting and Harvesting Cassava

NOTE: This is a checkpoint and not a question to be asked of the household. We already know whether or not this household grew cassava last year from the Land Use Section. Refer to Q6.20. If this household did not plant cassava, go to the section on sugar cane Q6.98.

6.91 In the last year, during which months did you plant cassava? List the months.

6.92 In the last year, during which months did you harvest cassava? List the months.

6.93 How many people in your household helped with the harvesting of cassava? Record the total number of people from your household who contributed to the cassava planting. These people are coded 1 in Q1.1 in Form 1 and Q2.1 in Form 2, or Q3.1 in Form 3.

6.94 THIS QUESTION IS ASKED OF OLD HOUSEHOLDS ONLY. Were there people in your household in 1984 and/or 1994 who currently do not live in this household who helped with harvesting of cassava? These are people who are coded 2 or 3 in Q1.1. The possible responses are:

- (1) Yes - Record their CEP00 and type of labor - whether they worked for wages, they worked for free, or they exchanged labor - worked for each other - or
- (2) No Go to Q6.95.

6.95 Did anyone from this village help with the harvest of cassava last year?

- (1) Yes - Record their Household id and village number, how many people from each household helped, and whether they worked for wages, worked for free, or exchanged labor - worked for each other - or
- (2) No - Go to Q6.96.

6.96 Did anyone from another village come to help harvest cassava in the last year?

- (1) Yes - Record their Village/District/Province number (refer to the appropriate lists), how many people from each village helped, and whether they worked for wages, worked for free, or exchanged labor - worked for each other - or
- (2) No - Go to Q6.97.

6.97 In the last year, how much cassava was harvested? Record how many kilos of cassava were harvested in the last year.

Planting and Harvesting Sugar Cane

NOTE: This is a checkpoint and not a question to be asked of the household. We already know whether or not this household grew sugar cane last year from the Land Use Section. Refer to Q6.20. If this household did not plant sugar cane, the interview is complete.

6.98 In the last year, during which months did you plant sugar cane? List the months.

6.99 In the last year, during which months did you harvest sugar cane? List the months.

6.100 How many people in your household helped with the harvesting of sugar cane? Record the total number of people from your household who contributed to the planting of sugar cane. These people are coded 1 in Q1.1 in Form 1 and Q2.1 in Form 2, or Q3.1 in Form 3.

6.101 THIS QUESTION IS ASKED OF OLD HOUSEHOLDS ONLY. Were there people in your household in 1984 and/or 1994 who currently do not live in this household who helped with harvesting of sugar cane? These are people who are coded 2 or 3 in Q1.1. The possible responses are:

- (1) Yes - Record their CEP00 and type of labor - whether they worked for wages, they worked for free, or they exchanged labor - worked for each other - or
- (2) No Go to Q6.102.

6.102 Did anyone from this village help with the harvest of sugar cane last year?

- (1) Yes - Record their Household id and village number, how many people from each household helped, and whether they worked for wages, worked for free, or exchanged labor - worked for each other - or
- (2) No - Go to Q6.103.

6.103 Did anyone from another village come to help harvest sugar cane in the last year?

- (1) Yes - Record their Village/District/Province number (refer to the appropriate lists), how many people from each village helped, and whether they worked for wages, worked for free, or exchanged labor - worked for each other - or
- (2) No - Go to Q6.104.

6.104 In the last year, how much sugar cane was harvested? Record how many kilos of sugar cane were harvested in the last year.

INTERVIEW IS COMPLETE. THANK THE RESPONDENT FOR THEIR TIME.